

BAeA Free Known Programme 1

Power Intermediate / Yak-52, Advanced and Unlimited 2018



Guidance for competitors

Competitors should preferably design their own Free Known sequence, though they are entitled to use one provided by another competitor or resource.

Each Programme 1 Free Known sequence must comprise a total of 10 figures.

Within each sequence: 5 figures must be the “Known” figures specified by CIVA and 5 must be “Free” figures, i.e. they are freely chosen by the competitor.

The 5 “Known” figures –

- must be those specified for the category by CIVA at its plenary.
- may individually be placed in any order and at any position within the sequence.
- may be employed in any orientation, i.e. with their start direction along the main box axis into wind, or down wind, or on the secondary axis in either direction.
- must be used with their design as specified by CIVA, unchanged in any way.

The 5 “Free” figures –

- must be selected from the Aresti Aerobatic Catalogue (Condensed), Power version.
- must, in conjunction with the specified “Known” figures, provide a sequence that complies overall with 2018 CIVA Section 6 Part 1 regulations.

Sequence files submitted for a CIVA championship event –

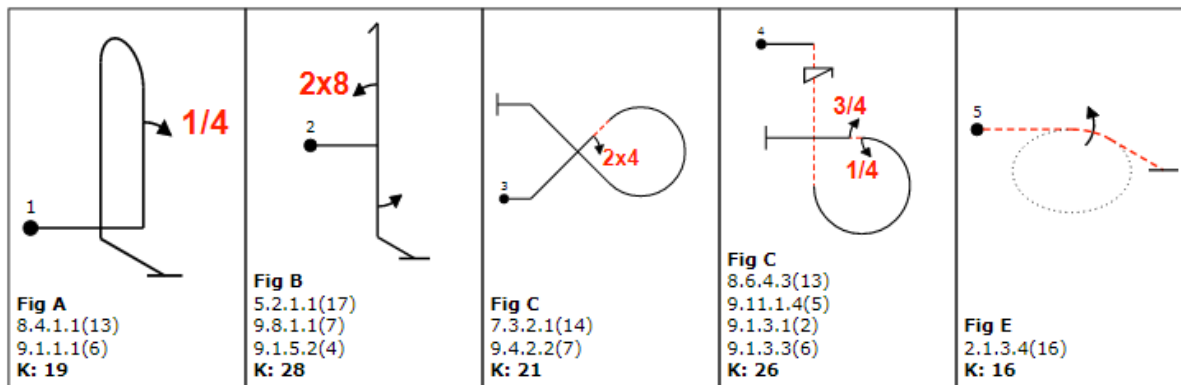
- must be in a computer format declared acceptable to CIVA. Hard or paper copies of any type are not acceptable.
- must contain complete pages for forms “A”, “B” and “C” as well as forms “L” and “R”.
- must clearly identify on at least one of the forms the 5 “Known” figures using the specified letters A-E.

The specified “Known” figures for CIVA 2018 power aircraft categories are shown overleaf.

The “Known” figures specified by CIVA for powered aircraft in 2018 are:

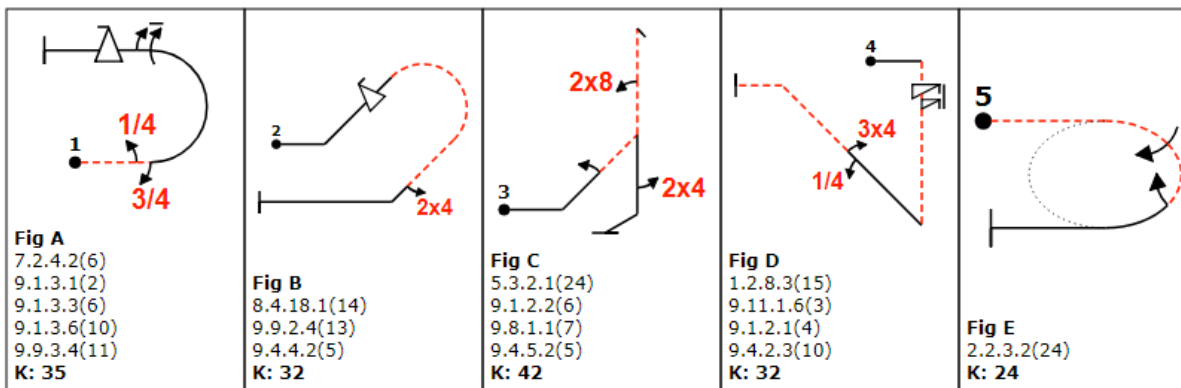
Intermediate power / Yak-52 category

Max total K allowed = 200



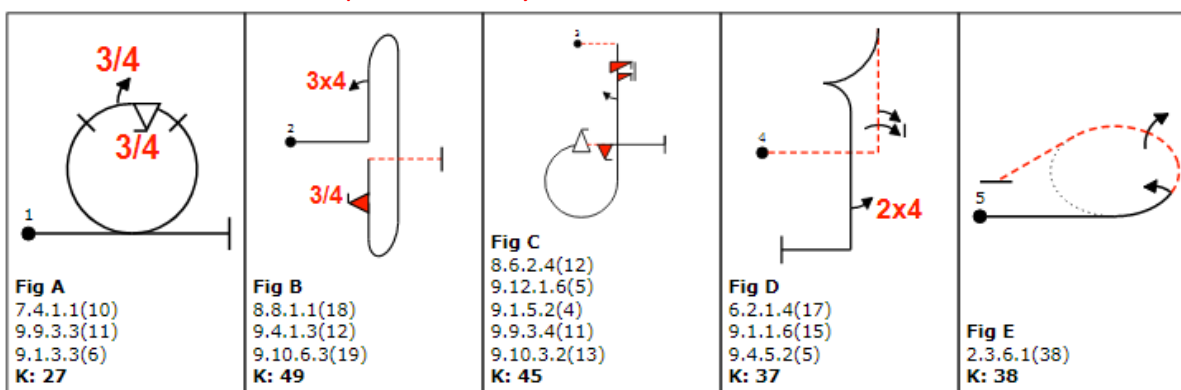
Advanced power category

Max total K allowed = 320 (see note 3)



Unlimited power category

Max total K allowed = 450 (see notes 1 and 2)



Note 1: Unlimited power Figure #3 has been revised from the original version

- The duplicated 2x4 roll (9.5.4.2) after the spin is now changed to a ½ roll (9.1.5.2)
- The flick-roll pair is now set to opposite directions per Aresti regulations

Note 2: Unlimited power Figure 'E' 2.3.6.1 is within the revised 2018 CIVA Section 6 Part 1 para 2.2.1.8 versatility range.

Note 3: In Advanced figure A the final 1½ rolls and the flick roll should be performed in the same direction. These two rolls have previously been shown in opposite directions, which was incorrect.

Valid from January 1st